

SWITCH TO
AUTOMATION
TECHNOLOGY THAT COMFORTS YOU!

About Us

JB INDIA ENTERPRISE

an Indian company, comes up with a new idea for the Home Automation sector. We create Smart Touch switches and Automation products to match the Indian market. We made switches that are compatible with most common accessories.

Since then, we have continuously been amazed by new developments. Our innovative way of thinking has resulted in our product portfolio constantly evolving. Our strength lies in manufacturing high-quality products for House and Hospitality and promoting the "Make In India" and "Made for India".

Vision :-



To give the best home automation experience possible by combining style and Elegance with the most recent technology

Mission :-



To create the largest techno-lifestyle company with specialised network in India by adding 5000 satisfy users every year.


Our USP

- Easy To Install
- Feather Touch
- No Re-Wiring
- Affordable
- Power Saving
- User Friendly App
- Multi Color Icons



Smart Touch Panel

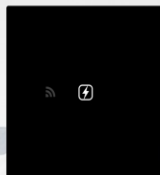
Upgrade your home to a smart home without the hassle of rewiring!



4S-2M
(5A-2, 2way-1, 15A-1)



2C-2M
(2 Channel Curtain)



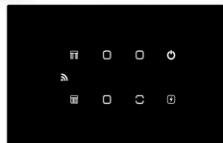
1S-2M
(Heavy-25A)



4S1F-4M
(5A-2, 2 Way-1, 15A-1, Fan-1, Master On/Off-1)




7S-4M
(5A-5, 2 WAY-1, 15A-1, Master On/Off-1)




1C5S-4M
(1Channel Curtain, 5Amp Switch-3, 15A-1, 2 Way-1, Master On/Off-1)




1C2S1F-4M
(Curtain-1, 15A-1, 2Way-1, Fan-1, Master On/Off-1)




2C3S-4M
(Curtain-2, 5Amp Switch-1, 15A-1, 2Way-1, Master On/Off-1)




6S1F-6M
(5Amp Switch-4, 15A-1, 2Way-1, Fan-1, Master On/Off-1)



9S-6M
(5Amp Switch-7, 15A-1, 2Way-1, Master On/Off-1)



2C5S-6M
(Curtain-2, 5Amp Switch-3, 15A-1, 2Way-1, Master On/Off-1)



1C7S-6M
(Curtain-1, 5Amp Switch-5, 15A-1, 2Way-1, Master On/Off-1)



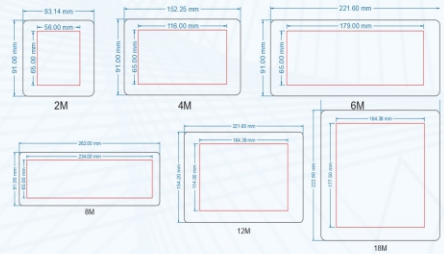
1C4S1F-6M
(Curtain-1, 5Amp Switch-2, 15A-1, 2Way-1, Fan-1, Master On/Off-1)

Series Of Panels

1. Myra+ (Premium Glossy Plates)



Myra+ series comes with premium plastic baseplates with customised cover plate. All moduler plates are available (1M TO 18M)



— Cutting size —

2. Horizon (Toughen Glass Plate)




Horizon series comes with premium plastic baseplates with toughen glass cover plate. available in (2M 4M 6M 8M)




— Combination —

3. Horizon Pro (Toughen Glass Plate)

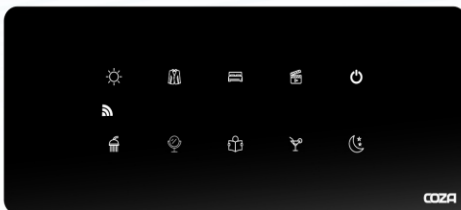


Horizon Pro comes with metal baseplates with toughen glass metal cover plate. available in (2M 4M 6M 8M)

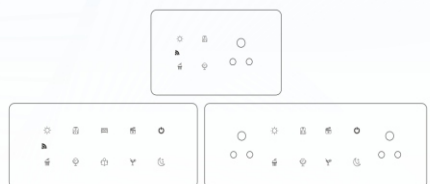
— Multi Color —



4. Customise icons




— customization charges will be apply* —



Acro Series & Urban Series


A modular touch switches which is suitable with most common electrical accessories available in the market.




FORDRA
(4T-5A- SWITCH)



HYDRA
(2T-15A-SWITCH)



TONDRA
(1T-25A-SWITCH)



ERA
(FAN REGULA)



CURA
(CT-CURTAIN SWITCH)



DIMORA
(DIM-DIMMER SWITCH)



CLUBORA
(2WAY SWITCH)



KLING BELL
(DB- BELL SWIT)

Color Available :




BLACK



WHITE

Most Affordable Series



Smart Door Lock



**Smart Biometric
Glass Door Lock**



**Series 1&2 Wifi Smart
Biometric Door Lock**



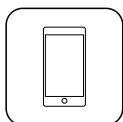
**Series 3 Wifi Smart
Biometric Door Lock**



**Series 4 Wifi Smart
Biometric Cam Door Lock**



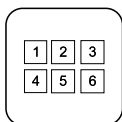
**Series 5 Wifi Smart Face
Recognition Cam Door Lock**



Mobile App



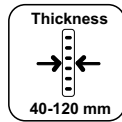
Fingerprint



Passcode



RFID Card




Thickness



**Physical
keys**



**In-built
Camera**



**Re-Chargeable
Battery**



Hotel Automation



Smart Hotel Door Lock



Smart Floor Gateway For Hotel Door



Hotel RFID Card Reader



RFID IC Cards



Customize Door bell



Microwave Smart Motion Sensor



Hotel intelligent 40A Power Saving



Hotel Lock Software

Smart lighting



Panel & COB Light



RGB-CCT Led Strip



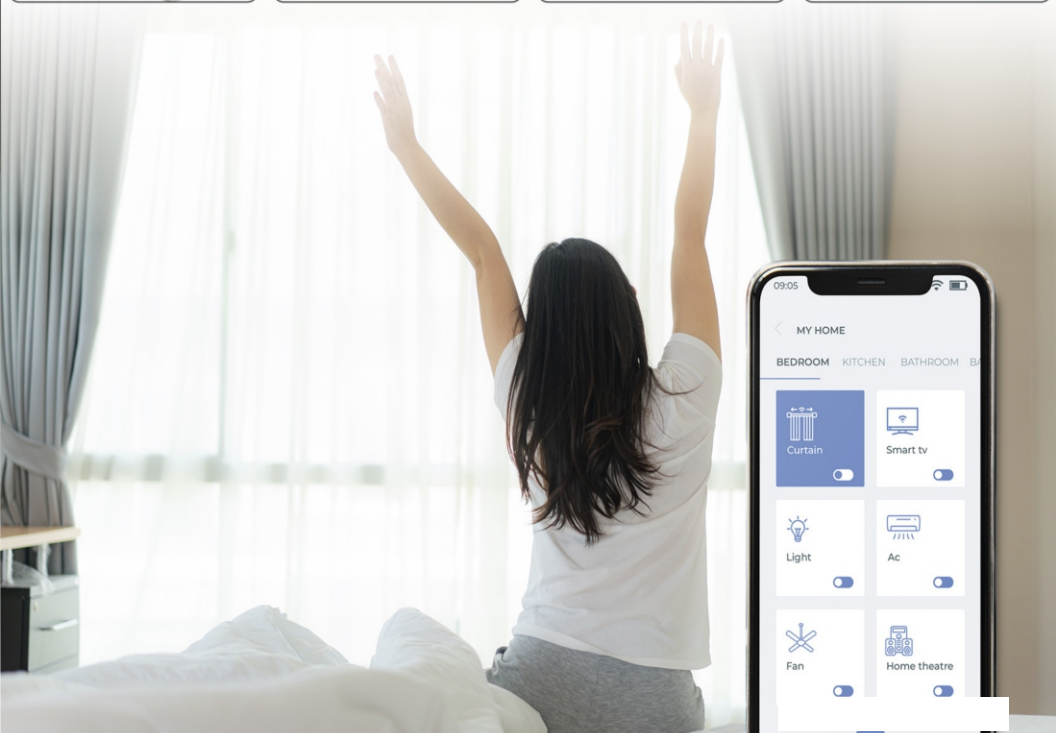


CCT COB lights



Smart Spot Light



Curtain Automation



Sensor Lights

JB india Motion sensor lights are suitable for parking, staircase, corridors, fire exits, garden area, etc. This sensor light can dimming to 20% brightness in idle time or switching off automatically for 100% energy efficient.



SENSOR TUBELIGHT

JB india sensor lights, are ideal for parking, fire exits, staircase, Corridors, pick PC or metal body options, with dimmable (20% brightness without motion) or auto-off for energy savings.

Fitting Type:	Surface Mounted	Lifetime:	Up to 35,000+ Hours
Sensor Type:	Dimmable & On-Off	Color Temperature:	6500K, 4000K, 3000K
Voltage:	220-240V AC 50Hz	Beam Angle:	150°
Power:	12W/18W	Dimensions:	1170mm/37mm/22mm(4ft)



2X2 PANEL LIGHTS

Introducing our advanced sensor-based 2X2 panel light, ideal for commercial spaces. It features PWM dimming technology, adjusting brightness from 100% to 50%, then to 10% for vibrant illumination and energy efficiency.

Fitting Type:	Surface Mounted	Lifetime:	Up to 35,000+ Hours
Sensor Type:	Dimmable	Color Temperature:	6500K
Voltage:	220-240V AC 50Hz	Beam Angle:	150°
Power:	36W	Dimensions:	2ft x 2ft



SURFACE MOUNT SENSOR LIGHTS

Experience JB india smart lighting solutions: our sensor lights come with 18W/12W LEDs, dimming to 20% brightness in idle times or switching off automatically for efficient energy use.

Fitting Type:	Surface Mounted	Lumens:	110 Lumens / Watt
Sensor Type:	Dimmable & On-Off	Color Temperature:	6500K, 4000K, 3000K
Voltage:	220-240V AC 50Hz	Power Factor:	>0.95
Power:	12W/18W	Light Output:	1800 Lumens & 1200 Lumens



CONCEALED SENSOR LIGHTS

Elevate your spaces with JB india sensor lights, perfect for corridors. Choose from our 18W/12W LED options with dimmable (20% brightness without motion) or auto-off for energy conservation.

Fitting Type:	Flush Mounted	Lumens:	110 Lumens / Watt
Sensor Type:	Dimmable & On-Off	Color Temperature:	6500K, 4000K, 3000K
Voltage:	220-240V AC 50Hz	Power Factor:	>0.95
Power:	12W/18W	Light Output:	1800 Lumens & 1200 Lumens



STREET LIGHTS

JB india street lights for industries and townships provide customized lighting to reduce energy use. Dim to 20% or turn off based on your preference for efficient street lighting.

Fitting Type:	Pole/ Wall	Lumens:	110 Lumens/ Watt
Sensor Type:	Dimmable & On-Off	Dimming Level:	20% (Stand by)
Voltage:	220-240V AC 50Hz	Hold Time:	10s, 90s, 3min, 10min(Choice)
Power Frequency:	50/60Hz	Light Output:	5500 Lumens / 2200 Lumens
Detection Distance:	2-8m(Radius), Adj	Power:	50W/20W

1 YEAR
WARRANTY

 Lifetime
Up to 35,000+
Burning Hours

 OFF

 DIMMABLE



 ENERGY
SAVING



 CE



Pan India Presence

Gujarat
Rajasthan
Maharashtra
West Bengal
Madhya Pradesh
Karnataka
Uttar Pradesh
Bihar
Telangana
And Counting



5+
Years of
Excellence

4,000+
Home Automated




60+
Products Range

20+
Technical Expert

60+
Dealers in India



TECHNOLOGY THAT COMFORTS YOU!

Follow us :   

Manufactured and Marketed By:
JB INDIA ENTERPRISE

245, Silicon Sponta,
D Mart Circle, Radhanpur Road,
Mehsana - 384002

We can be contacted at:
E-mail: jbindiagujarat@gmail.com

Phone: 93169 16452

Dealer Stamp